













JCM Selection Guide to Couplings

PRODUCT	NUMBER & TYPE	APPLICATION, SIZES AND INFORMATION
	201 Steel Couplings	Steel couplings for joining steel, galvanized, PVC and other pipe with standard steel dimensions 1/2" - 24". Available for cast iron and other pipe in sizes 14" and larger.
	202 Long Sleeve Steel Coupling	Provides longer length for longer space between pipe ends. Especially good for repairing PVC pipe. Sizes 2" - 12" Larger sizes on request.
	203 Steel Transition Coupling	For connection of oversize to standard size pipe within the same nominal pipe size. Special ranges available.
	204 Steel Reducing Coupling	For connection of any combination of two sizes or types of pipe either to increase or decrease sizes.
	210 Ductile Iron Coupling	The standard wide range coupling for joining Cast Iron, Ductile Iron, A/C, C-900/C-905 PVC and other types of pipe. Sizes 2" - 24"
	211 Ductile Iron Coupling	Sized for steel and IPS PVC this ductile iron coupling offers more deflection capability and corrosion resistance than steel couplings. Sizes 2" - 24"
	212 Ductile Iron Transition Coupling	Utilizes special transition gaskets in standard ductile iron couplings to join pipe of the same nominal size but different outside diameters. Sizes 2-1/4" - 12" & 24"
	214 Pipe End Cap Coupling	Provides a simple means of capping all types of plain end pipe. Also used for line testing, air release and reducing line for service extensions. Sizes 3" - 12" Larger sizes on request.
	215 Long Ductile Iron Couplings	Extra long coupling provides a wide range, accommodates wide gaps between pipe ends, reduces inventory and fits both cast iron and A/C Class 150 pipe in the popular 4", 6" and 8" sizes. Utilizes the JCM original transition gasket system.
	219 Restrained Ductile Iron Coupling	Simplifies piping installations requiring couplings and tie rods or other types of restraint. Provides an easy joint makeup with restraint in a minimum amount of space. Sizes 4" - 12"
	241 Optimum Range Coupling - Standard Length	Optimum range coupling accommodates all types of pipe within the same nominal size. No change of gasket, end rings or bolts. Can be installed without complete disassembly. Sizes 3" - 16"
	242 Optimum Range Coupling - Long Length	

JCM Selection Guide to Flanged Coupling Adapters

PRODUCT	NUMBER & TYPE	APPLICATION, SIZES AND INFORMATION
	301 Flanged Coupling Adapter	This most popular and versatile FCA provides a quick means of joining plain end pipe for flanged fittings, valves and equipment. Short laying length does not require exact alignment of pipe and preparation. Can be used with butterfly and wafer valves. Sizes 4" - 12"
	303 Fabricated Flanged Coupling Adapter	Quick means of joining plain end pipe to flanged fittings of same nominal size. Most popular sizes - 14" and larger. Also available in sizes 2" - 12"
	304 Fabricated Reducing Flanged Coupling Adapter	Provides a quick means of increasing or reducing pipe sizes at a flanged connection. Sizes 2" and larger.
	306 Fabricated Flanged Coupling Adapter	A very versatile FCA which combines the ductile iron coupling system to a flanged outlet. Excellent for cutting in equipment or where more take up capability is needed. Available for 10" and 12" Asbestos Cement pipe. Sizes 3" - 12". Larger sizes upon request.
	307 Fabricated Reducing Flanged Coupling Adapter	Similar to the JCM 306 FCA this adapter is available with reducing or larger flanges. Excellent for installing reduced sizes of meters and equipment in lines. For pipe sizes 3" - 12" with larger or smaller flanges. Larger sizes upon request.
	309 Fabricated Dismantling Joint	<p>Simplify installations and replacement of flanged fittings in retrofitting applications. Provides the solution for adding, repairing or replacing flanged fittings within a flanged pipe system. Adjustable, slip joint design accommodates either wide gaps or close quarter installations and eliminates the need for precise measurements between flange connections.</p> <p>Available in sizes 2" and larger, for ductile iron or flanged steel pipe systems.</p>